



BOARD OF COUNTY COMMISSIONERS  
Public Works Department  
**WATER AND WASTEWATER SERVICES (WWS)**  
2555 W. COPANS RD., POMPANO BEACH FL 33069  
(954) 831-3250 FAX (954) 831-0789

## HYDRANT FLOW AND PRESSURE TEST RESULTS

**DATE:** 04/24/2023

**WORK ORDER:** NA

**CUSTOMER NAME:** In House

**Attn:**

**ADDRESS:**

**PHONE #:** N/A

**LOCATION** 1600 Blount Road, Pompano Beach 33069

**Press. HYDRANT #1:** PHR 24400501  
**Flow HYDRANT #2:** PHR 24400001

**LOGGER SN# 14209057**  
**LOGGER SN# 14209058**

HYDRANT #1	DATE	TIME	PRESSURE
STATIC	04/24/2023	09:15:20 AM	59.36 PSI
RESIDUAL	04/24/2023	09:19:40 AM	50.64 PSI

HYDRANT # 2	DATE	TIME	FLOW
FLOW One	04/24/2023	09:19:40 AM	728.8 GPM

Flow calculated with a discharge coefficient of .90

### EQUIPMENT USED:

TELOGER model HPR-31 (Serial numbers listed above)

POLLARD DIFFUSER 2.5 in

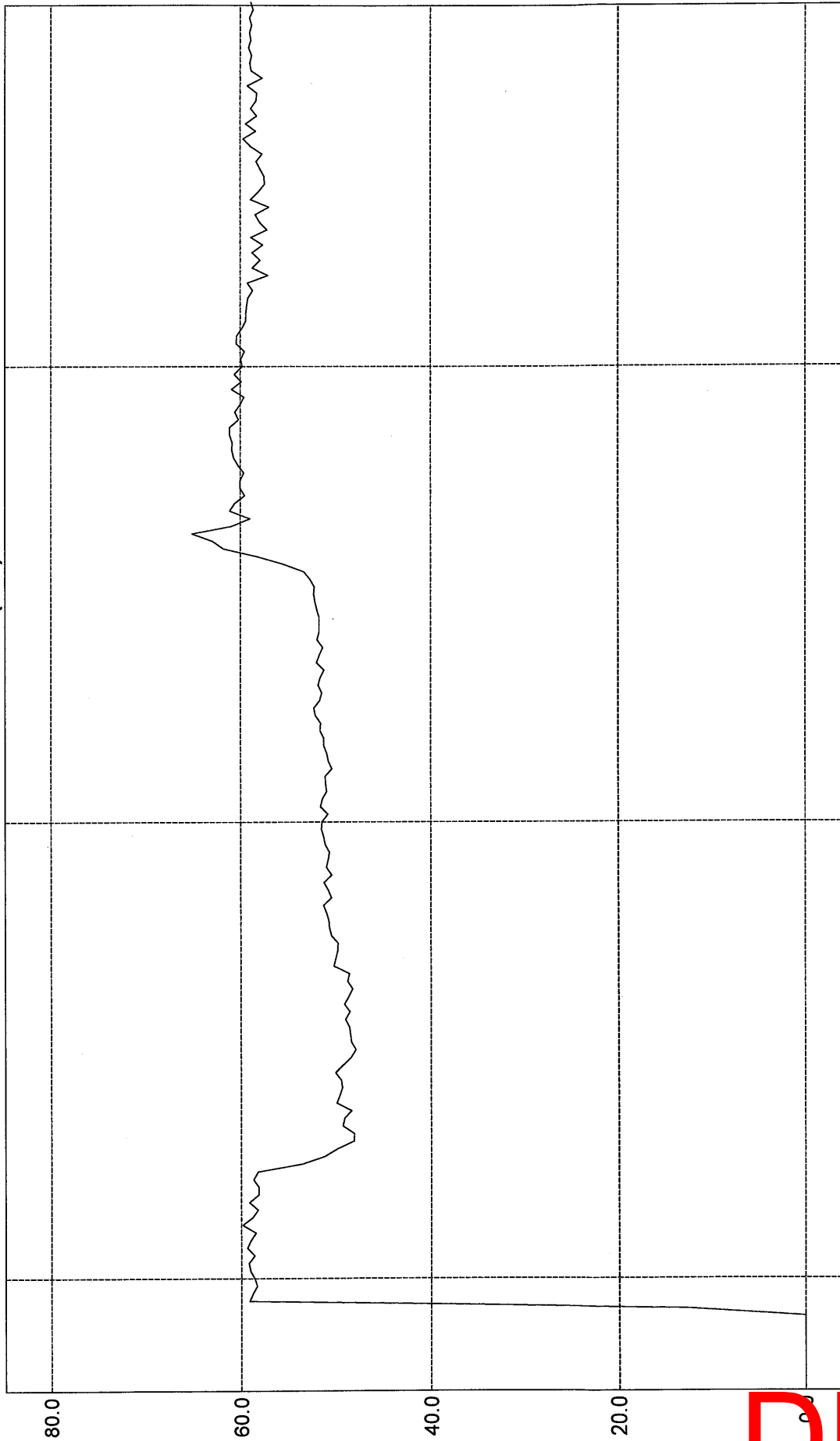
A Service of Broward County Board of County Commissioners [www.broward.org](http://www.broward.org)

# DRC

PZ23-12000012

08/16/2023

14209057 Pressure (PSI)



9:25:00 AM  
4/24/2023

9:20:00 AM  
4/24/2023

9:15:00 AM  
4/24/2023

**DRC**

PZ23-12000012  
08/16/2023

## Channel Plot 1:

	Time	14209057 Pressure Avg
279	4/24/2023 9:14:05 AM	0.0
280	4/24/2023 9:14:10 AM	0.0
281	4/24/2023 9:14:15 AM	0.0
282	4/24/2023 9:14:20 AM	0.0
283	4/24/2023 9:14:25 AM	0.0
284	4/24/2023 9:14:30 AM	0.0
285	4/24/2023 9:14:35 AM	0.0
286	4/24/2023 9:14:40 AM	12.796
287	4/24/2023 9:14:45 AM	59.121
288	4/24/2023 9:14:50 AM	58.779
289	4/24/2023 9:14:55 AM	58.339
290	4/24/2023 9:15:00 AM	58.584
291	4/24/2023 9:15:05 AM	59.048
292	4/24/2023 9:15:10 AM	59.194
293	4/24/2023 9:15:15 AM	58.608
294	4/24/2023 9:15:20 AM	59.365
295	4/24/2023 9:15:25 AM	58.974
296	4/24/2023 9:15:30 AM	58.462
297	4/24/2023 9:15:35 AM	59.853
298	4/24/2023 9:15:40 AM	58.803
299	4/24/2023 9:15:45 AM	58.242
300	4/24/2023 9:15:50 AM	59.145
301	4/24/2023 9:15:55 AM	58.168
302	4/24/2023 9:16:00 AM	58.168
303	4/24/2023 9:16:05 AM	58.706
304	4/24/2023 9:16:10 AM	58.242
305	4/24/2023 9:16:15 AM	53.553
306	4/24/2023 9:16:20 AM	51.184
307	4/24/2023 9:16:25 AM	49.841
308	4/24/2023 9:16:30 AM	48.107
309	4/24/2023 9:16:35 AM	48.083
310	4/24/2023 9:16:40 AM	49.28
311	4/24/2023 9:16:45 AM	49.084
312	4/24/2023 9:16:50 AM	48.352

# DRC

PZ23-12000012  
08/16/2023

## Channel Plot 1:


	Time	14209057 Pressure Avg
330	4/24/2023 9:18:20 AM	48.571
331	4/24/2023 9:18:25 AM	50.183
332	4/24/2023 9:18:30 AM	49.988
333	4/24/2023 9:18:35 AM	49.792
334	4/24/2023 9:18:40 AM	49.744
335	4/24/2023 9:18:45 AM	50.427
336	4/24/2023 9:18:50 AM	50.623
337	4/24/2023 9:18:55 AM	50.72
338	4/24/2023 9:19:00 AM	50.94
339	4/24/2023 9:19:05 AM	51.258
340	4/24/2023 9:19:10 AM	50.427
341	4/24/2023 9:19:15 AM	50.769
342	4/24/2023 9:19:20 AM	51.209
343	4/24/2023 9:19:25 AM	50.403
344	4/24/2023 9:19:30 AM	50.94
345	4/24/2023 9:19:35 AM	50.769
346	4/24/2023 9:19:40 AM	50.647
347	4/24/2023 9:19:45 AM	51.087
348	4/24/2023 9:19:50 AM	51.233
349	4/24/2023 9:19:55 AM	51.453
350	4/24/2023 9:20:00 AM	51.404
351	4/24/2023 9:20:05 AM	50.794
352	4/24/2023 9:20:10 AM	51.575
353	4/24/2023 9:20:15 AM	51.355
354	4/24/2023 9:20:20 AM	50.916
355	4/24/2023 9:20:25 AM	51.013
356	4/24/2023 9:20:30 AM	51.062
357	4/24/2023 9:20:35 AM	50.379
358	4/24/2023 9:20:40 AM	50.745
359	4/24/2023 9:20:45 AM	50.891
360	4/24/2023 9:20:50 AM	51.209
361	4/24/2023 9:20:55 AM	51.209
362	4/24/2023 9:21:00 AM	51.6
363	4/24/2023 9:21:05 AM	51.551

# DRC

PZ23-12000012

08/16/2023

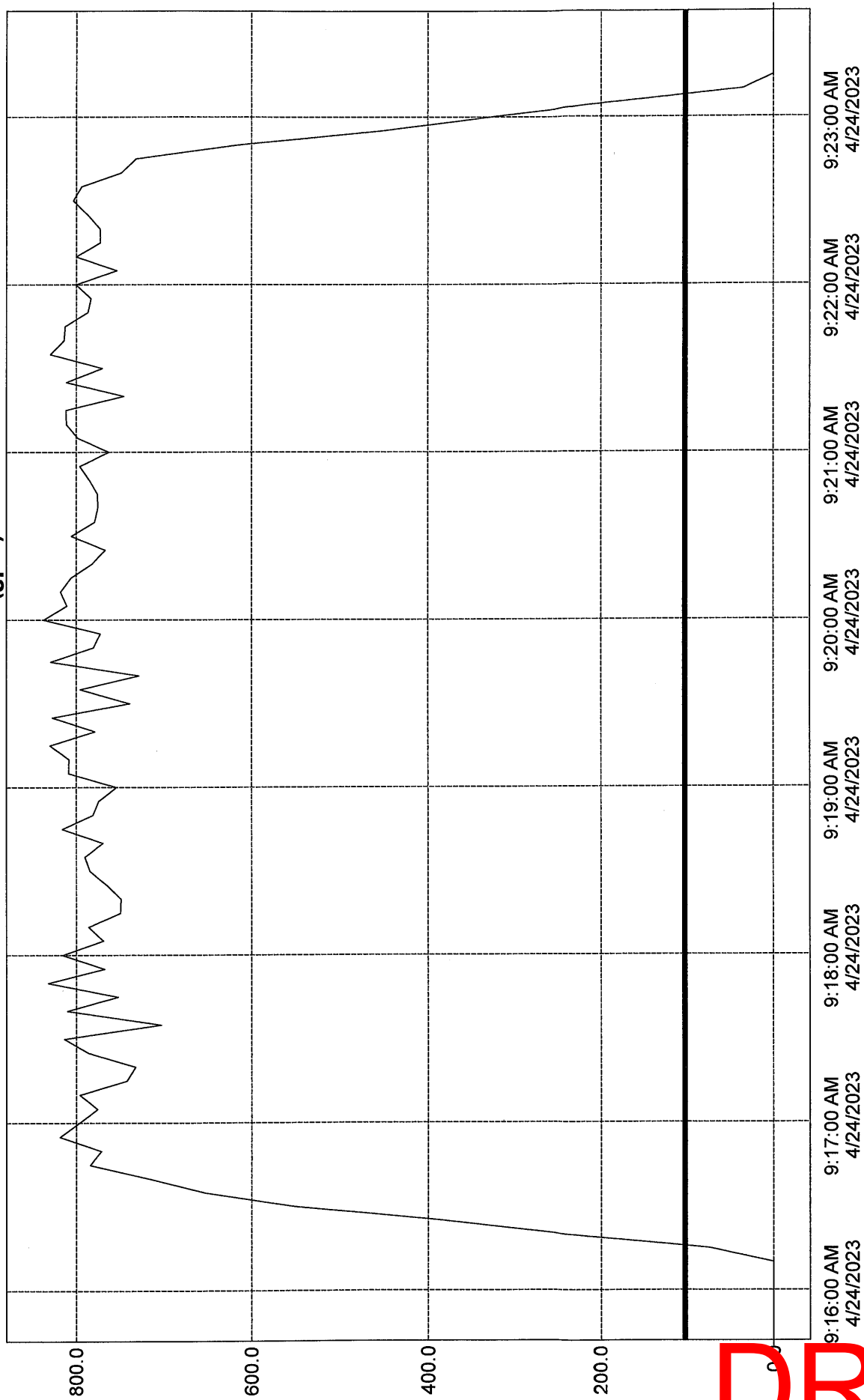
14209057 Pressure (PSI)



**DRC**

PZ23-12000012  
08/16/2023

14209058 Pressure (gpm)



DRC

PZ23-12000012  
08/16/2023

## Channel Plot 1:

	Time	14209058 Pressure Flow Rate
316	4/24/2023 9:18:25 AM	765.3
317	4/24/2023 9:18:30 AM	784.6
318	4/24/2023 9:18:35 AM	790.1
319	4/24/2023 9:18:40 AM	769.3
320	4/24/2023 9:18:45 AM	816.3
321	4/24/2023 9:18:50 AM	780.9
322	4/24/2023 9:18:55 AM	774.2
323	4/24/2023 9:19:00 AM	754.3
324	4/24/2023 9:19:05 AM	808.9
325	4/24/2023 9:19:10 AM	808.3
326	4/24/2023 9:19:15 AM	830.2
327	4/24/2023 9:19:20 AM	778.5
328	4/24/2023 9:19:25 AM	827.2
329	4/24/2023 9:19:30 AM	739.3
330	4/24/2023 9:19:35 AM	795.4
331	4/24/2023 9:19:40 AM	728.8
332	4/24/2023 9:19:45 AM	829.2
333	4/24/2023 9:19:50 AM	780.6
334	4/24/2023 9:19:55 AM	772.3
335	4/24/2023 9:20:00 AM	837.4
336	4/24/2023 9:20:05 AM	810.6
337	4/24/2023 9:20:10 AM	818.1
338	4/24/2023 9:20:15 AM	806.3
339	4/24/2023 9:20:20 AM	782.2
340	4/24/2023 9:20:25 AM	766.9
341	4/24/2023 9:20:30 AM	805.8
342	4/24/2023 9:20:35 AM	779.3
343	4/24/2023 9:20:40 AM	775.2
344	4/24/2023 9:20:45 AM	775.5
345	4/24/2023 9:20:50 AM	785.1
346	4/24/2023 9:20:55 AM	795.9
347	4/24/2023 9:21:00 AM	762.8
348	4/24/2023 9:21:05 AM	798.0
349	4/24/2023 9:21:10 AM	811.4

**DRC**

PZ23-12000012

08/16/2023